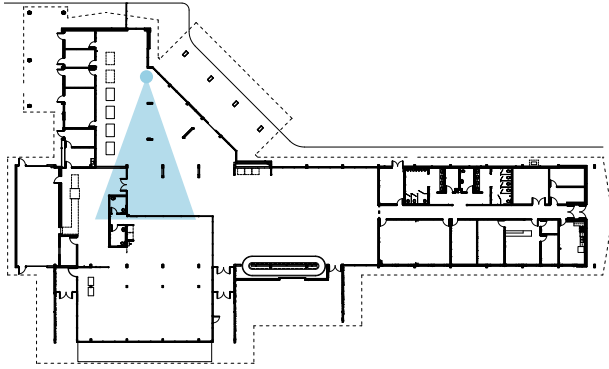


I D1 – Feature mask wall

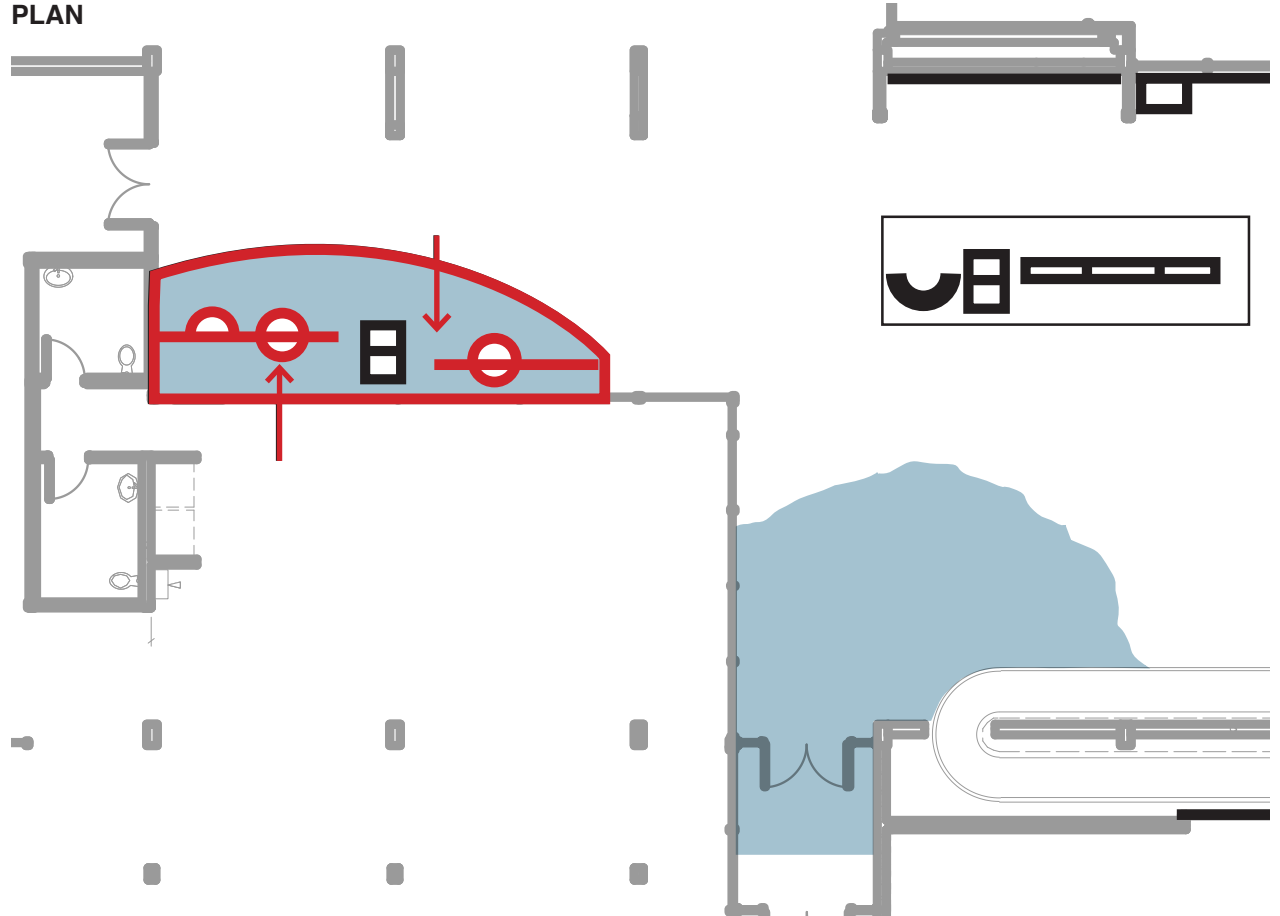
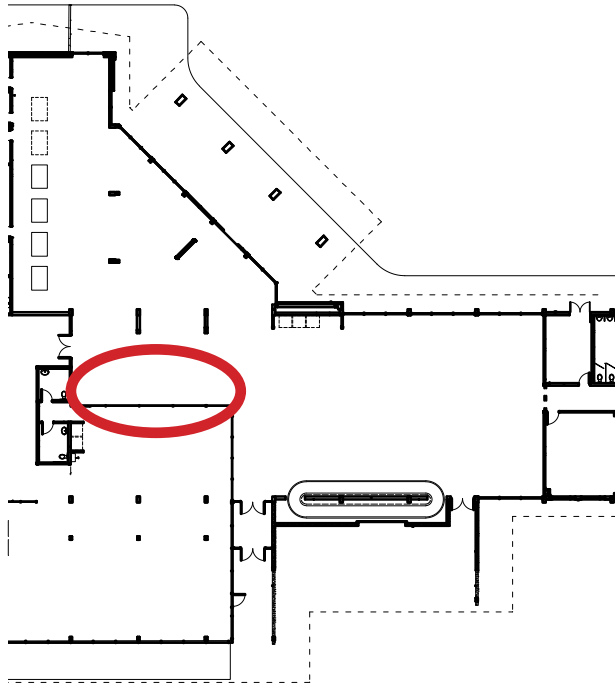


This impressive wall of masks is situated between the arrival and departure lounges. Seen from both sides, it is intended to enhance the mystique of these amazing pieces of art. Special lighting effects (and possibly other effects using scrims and mirrors) could intensify the intended intriguing, mysterious mood.

This wall also acts as a partial screen so visitors can view masks but also view into departure lounge and canoe exhibit beyond. In the holding area, visitors can also see back through to bus arrivals lounge and into exhibits in arrivals lounge.



I D1 – Feature mask wall



Feature mask wall

It is obvious that there are many talented and experienced Coast Tsimshian mask carvers. This wall is intended to feature as many as possible. It is also designed to encourage change over time so all the many exceptional artists get an opportunity to exhibit. In order to increase the visual impact of the masks on view, we show them significantly larger than usual masks e.g., mask shown are approximately 2'-0" wide by 3'-0" tall to 3'-0" wide by 4'-0" tall. These masks will be suspended by cables in front of translucent forest photos mounted to glass panels. In order to hang the masks, fittings to receive cables will be required on the back of each mask (specs to be supplied). At present, 7 masks are being considered, potentially provided by 7 different artists.